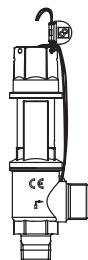
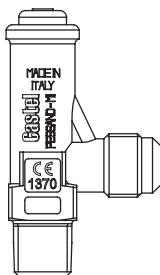
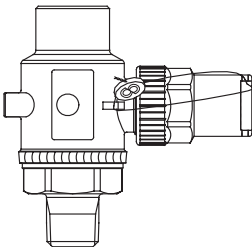


**VALVOLE DI SICUREZZA**  
**SAFETY VALVES**  
**SOUPAPES DE SURETE**  
**SICHERHEITSVENTILE**

Disegno Drawing Dessin Zeichnung	N° Catalogo Part Number N° Catalogue Katalog Nr	Attacchi Connections Raccords Anschlüsse		Sezione ori zio Orifice section Section ori ce Öffnungs- querschnitt [mm²]	Coef ciente d'ef usso Kd Discharge coef cient Kd Coef cient d'écoulement Kd Ausströmungsfaktor Kd	Campo taratura Set pressure range Champ de tarage Einstellbereich [bar]	PS [bar]	TS [°C]		Confezione n° pz Package pcs Emballage Verpackung
		IN	OUT					Min	Max	
	3030/88C	1" NPT	1.1/4" G	298	0,83	8→50	55	-50	+150	8
	3030/66C	3/4" NPT	3/4" G	113	0,9					15
	3030/44C	1/2" NPT	3/4" G	113	0,9					15
	3060/46C	1/2" NPT	3/4" G	78,5	0,93	9→50	55	-50	+150	45
	3060/36C	3/8" NPT	3/4" G	78,5	0,92					45
	3060/45C	1/2" NPT	5/8" SAE	70,9	0,45					45
	3060/34C	3/8" NPT	1/2" SAE	38,5	0,69					45
	3060/33C	3/8" NPT	3/8" SAE	38,5	0,63					45
	3060/24C	1/4" NPT	1/2" SAE	38,5	0,69					45
	3060/23C	1/4" NPT	3/8" SAE	38,5	0,63					45

**RUBINETTI DI INTERCETTAZIONE A SFERA**  
**BALL SHUT OFF VALVES**  
**VANNE D'INTERCEPTION A BOISSEAU SPHERIQUE**  
**KUGELABSPERRHAHN**

Disegno Drawing Dessin Zeichnung	N° Catalogo Part Number N° Catalogue Katalog Nr	Attacchi Connections Raccords Anschlüsse	Kv [m³/h]	PS [bar]	TS [°C]		Confezione n° pz Package pcs Emballage Verpackung
		NPT			Min	Max	
	3063/22	1/4"	2,5	55	-55	+150	40
	3063/33	3/8"	5				40
	3063/44	1/2"	5				40
	3033/44	1/2"	10				24
	3033/88	1"	20				14